

USER GUIDE

INSIGNIA™

Slim Universal Laptop Charger with USB

NS-PWLC595/NS-PWLC595-C



Before using your new product, please read these instructions to prevent any damage.

INSIGNIA[™] NS-PWLC595/NS-PWLC595-C

Insignia NS-PWLC595/ NS-PWLC595-C Slim Universal Laptop Charger with USB

Contents

Introduction	2
Safety information	3
Features	4
Using the AC power adapter	5
FAQ for Insignia Adapters	8
Specifications	11
Legal notices	11
One-year limited warranty - Insignia	15

Introduction

Thank you for purchasing an Insignia universal laptop power adapter with USB. This adapter plugs into any AC power outlet anywhere in the world, and provides a reliable power source to run your laptop computer and charge its internal battery. Insignia adapters are made using the highest quality components and feature all of the necessary voltage and heat protection circuits to ensure maximum levels of safety and efficiency.

NOTE: A physical adapter plug may be necessary to plug into some AC power outlets outside of the United States, but no voltage converter is needed anywhere in the world.

INSIGNIA™

This adapter comes with a variety of numbered tips which connect to the output cable of the adapter and control the output voltage. To make sure that the proper voltage is delivered to your laptop, you must always make sure that you are using the correct tip for your specific laptop model. Read the following instructions and go to the Tip Wizard at <http://bbyurl.us/tipfinder> to make sure you select the correct tip for your laptop.

This AC power adapter also has the added convenience of a built-in USB port. You can use this USB port to charge popular USB devices such as cell phones, MP3 players, and even higher-powered devices such as tablets and newer smartphones, at the same time the adapter powers and charges the laptop. Insignia adapters are made using the highest quality components and feature all of the necessary voltage and heat protection circuits to ensure maximum levels of safety and efficiency.

CAUTION: *This AC power adapter is not compatible with Mac computers or laptops requiring more than 90 watts of power.*

Safety information

- Do not expose the power adapter to rain, moisture, or excessive dust. It may cause shock hazards.
- Do not operate the adapter in direct sunlight.
- Operate the adapter in a well ventilated area. Maximum ambient temperature around the power adapter must not exceed 105° Fahrenheit (40° Celsius).
- Do not open the power adapter under any circumstances. The power adapter is not intended to be repaired in case of failure or component defect. There are no internal serviceable parts.
- Discontinue use and contact our toll free help line for assistance at (877) 467-4289 if any of the following should occur:
 - The adapter shuts down when it is plugged into the device (LED turns off).
 - The adapter's LED light blinks when the adapter is plugged into an AC power outlet.
 - A cord or plug is damaged or frayed.

www.insigniaproducts.com

INSIGNIA™ NS-PWLC595/NS-PWLC595-C

- Do not use with laptops that require more than 90 watts of power.
- Make sure to use the correct tip for your laptop by going to the Tip Wizard at <http://bbyurl.us/tipfinder> for a complete listing of compatible models. Do not use a tip that is not listed for your laptop.
- Keep away from children.
- The socket outlet shall be installed near the adapter and shall be easily accessible.

Features

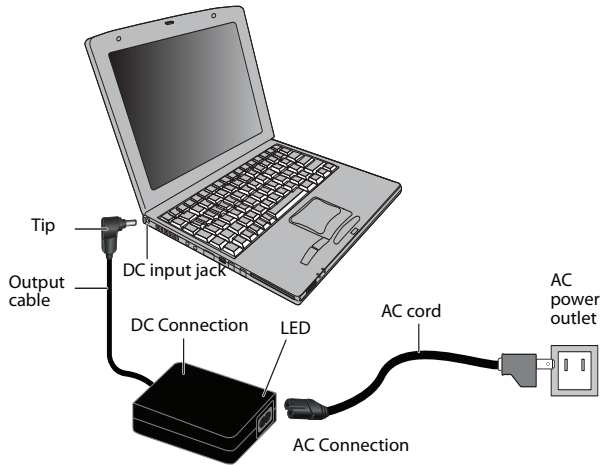
- Provides up to 90 watts of power
- Includes over-voltage, over-temperature, and short circuit protection
- Powers laptops using a standard AC wall outlet
- Includes a 2.1A USB port to charge additional mobile devices, such as MP3 players, tablets, e-readers, and smartphones, as well as more traditional devices, such as cell phones and PDAs.
- Can be used anywhere in the world - no voltage converter needed (an adapter plug may be necessary)

Package contents

- 90 Watt universal laptop power adapter with USB port
- Six tips
- AC power cord
- User Guide

INSIGNIA™

Using the AC power adapter



To use the AC power adapter:

- 1 Locate your laptop manufacturer and model from the Tip Wizard at <http://bbyurl.us/tipfinder>.
- 2 Identify the correct tip number for your laptop model.
CAUTION: *The use of an incorrect tip may damage your laptop. Do not use this product if you cannot locate your laptop model using the Tip Wizard at <http://bbyurl.us/tipfinder>. If you still have questions, contact our toll-free help line for assistance at (877) 467-4289.*

This AC power adapter is not compatible with Mac computers or laptops requiring more than 90 watts of power.

INSIGNIA™


NS-PWLC595/NS-PWLC595-C

NOTE: If the compatible tip for your laptop is not included in the adapter package, one free tip can be ordered through the Tip Wizard at <http://bbyurl.us/tipfinder>. Use the Tip Wizard to locate the manufacturer and model and you can order your complementary tip. If you are unable to locate your laptop on the Tip Wizard or need assistance please contact Insignia customer service at (877) 467-4289.

- 3 Locate the specified tip from the tip bundle provided. Each tip is clearly numbered.



- 4 Connect the selected tip to the end of the output cable, making sure that the pins on the tip are aligned with the holes in the cable. The ridge on the inside of the tip should align with the groove in the output cable connector. Make sure that the tip is pushed all the way into the output cable's connector.



- 5 Connect the AC cord to the socket on the AC adapter.
- 6 Plug the AC cord into an AC power outlet. The LED on the adapter turns on, indicating that the adapter is powered and ready.

6www.insigniaproducts.com

INSIGNIA™

IMPORTANT: If the adapter's LED does not turn on, or if it blinks, discontinue use and contact our toll free help line for assistance (877) 467-4289.

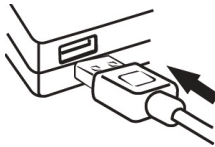
- 7 Plug the tip connected to the output cable into the DC input jack on the side or back of your laptop. The adapter powers the laptop and charges its battery.

Charging additional USB devices

The AC power adapter features a convenient 2.1A USB port. This port lets you charge any USB-enabled device, such as a cell phone, handheld game, MP3 player, tablet, smartphone, and others, while you use the AC adapter to power and charge your laptop.

To charge additional USB devices:

- 1 Plug a standard USB cable (not included) into the USB port on the output end of the AC power adapter.



- 2 Connect the other end of the USB cable to your device. For best results, we recommend that you use the USB cable that came with your device.
- 3 Connect the AC power cord to the socket on the AC power adapter, and then plug the AC power cord into an AC power outlet or power strip.

INSIGNIA™

NS-PWLC595/NS-PWLC595-C

FAQ for Insignia Adapters

What tip should I use for my laptop?

You can determine the correct tip for your laptop by referencing the Tip Wizard at <http://bbyurl.us/tipfinder>. Locate your laptop manufacturer and model and the correct tip will be listed.

If you cannot find your specific laptop model please contact Insignia customer service at (877) 467-4289 for additional assistance.

My tip is not included, how do I order a new one?

First review the Tip Wizard at <http://bbyurl.us/tipfinder> for a complete listing of compatible models. If the compatible tip for your laptop is not included in the adapter package, one free tip can be ordered through the Tip Wizard at <http://bbyurl.us/tipfinder>. Use the Tip Wizard to locate your laptop manufacturer and model and you can order your complimentary tip. If you are unable to locate your laptop in the Tip Wizard please contact Insignia customer service at (877) 467-4289.

How do I connect the tip to the adapter cable?

After you have selected the correct tip for your laptop, connect the tip to the output cable, making sure that the ridge on the inside of the tip aligns properly with the groove in the output cable connector. Additionally, the pins on the inside of the tip should be in line with the holes in the output cable. The tip should be pushed firmly onto the cable until the tip and cable meet and there is no gap.

What other laptops can I use this adapter for?

The Insignia Universal Power Adapter is compatible with thousands of laptop models. A complete list of compatible laptops can be viewed through the Tip Wizard at <http://bbyurl.us/tipfinder>.

INSIGNIA™

Why doesn't the tip fit into my laptop?

If the tip does not appear to fit into your laptop you may have selected the incorrect tip for your laptop. The tip should fit snugly inside the DC input jack on the side or back of your laptop. If the tip does not fit into the jack, do not force the tip. Confirm you have selected the correct tip for your laptop by referencing the Tip Wizard at <http://bbyurl.us/tipfinder>. If you need additional assistance please contact Insignia customer service at (877) 467-4289.

Will using an incorrect tip damage my laptop?

The tips are designed to be used with specific laptops and so you should only use the tip that is designated specifically for your laptop. The correct tip can be identified by using the online Tip Wizard at <http://bbyurl.us/tipfinder>.

The use of an incorrect tip may cause performance issues, including the inability to charge the internal battery or power the laptop, or the display of an error message on the laptop screen. It is also possible that the use of an incorrect tip could damage your laptop. For these reasons, it is necessary to use the tip designed specifically for your laptop.

My laptop is less than 90 watts (e.g., 65 watts). Will this adapter damage my laptop?

No, using this power adapter will not damage your laptop. This adapter only supplies as much power as required by the laptop, up to a maximum of 90 watts.

My laptop is more than 90 watts (e.g., 120 watts). Will this adapter damage my laptop?

This is a 90 watt adapter and it should NOT be used with laptops that require more than 90 watts of power.



NS-PWLC595/NS-PWLC595-C

INSIGNIA™



The label on my Insignia adapter says DC OUTPUT: 15-20V but my laptop is only 19V. Will the adapter damage my laptop?

The 15-20V rating refers to the capability of the adapter and it signifies that it can safely provide power to laptops with voltages within this range. After you select the correct tip, the laptop and tip combination will output the appropriate voltage for your laptop. Please refer to the online Tip Wizard at <http://bbyurl.us/tipfinder> to find the correct tip for your laptop.

I notice that the adapter is warm when I use it. Is this a problem?

During standard operation the adapter body may feel warm, and this is normal. The adapter should always be placed in a ventilated area in order to prevent over-heating.

How can I use the USB port to charge my other devices?

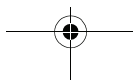
The AC power adapter can charge one device through the USB port at the same time that it powers or charges your laptop. See "Charging additional USB devices" on page 8.

Does the USB port charge all USB compatible devices?

The USB port (with 2.1A maximum output current) can charge most USB compatible devices that are currently available, including tablets and smartphones with higher power requirements. For best results, we recommend that you use the USB cable that came with your device.

How long is the cord from the wall to the laptop?

The AC input cord is 6 feet (172 cm) and the DC output cord is 3.8 feet (116 cm).



INSIGNIA™

Specifications

AC wall socket input cable	6' (172 cm)
DC power output cable	3.8' (116 cm)
AC input voltage	100~240V~2.5 A, 50-60Hz
DC output voltage	19 Volts
Output current	Up to 4.7 Amps maximum continuous
USB output voltage	5.1 V
USB output current	2.1 Amps maximum
Output power	90 W maximum (DC)
Weight	9.6 oz. (272 g)
Adapter dimensions (LxWxH)	5.11 x 2.83 x .86 inches (130 x 72 x 22.5 mm)

Legal notices

FCC Part 15

This device complies with Part 15 of the FCC Rules. Operation of this product is subject to the following two conditions: (1) this device may not cause harmful interference, and (2) this device must accept any interference received, including interference that may cause undesired operation.

This equipment has been tested and found to comply within the limits for a class B digital device, pursuant to Part 15 of the FCC Rules. These limits are designed to provide reasonable protection against harmful interference in a residential installation. This equipment generates, uses, and can radiate radio frequency energy and, if not installed and used in accordance with the instructions, may cause harmful interference to radio communications. However, there is no guarantee that interference will not occur in a particular installation. If this equipment does cause harmful

**INSIGNIA™****NS-PWLC595/NS-PWLC595-C**

interference to radio or television reception, which can be determined by turning the equipment off and on, the user is encouraged to try to correct the interference by one or more of the following measures:

- Reorient or relocate the receiving antenna.
- Increase the separation between the equipment and receiver.
- Connect the equipment into an outlet on a circuit different from that to which the receiver is connected.
- Consult the dealer or an experienced technician for help.

FCC warning

Changes or modifications not expressly approved by the party responsible for compliance with the FCC Rules could void the user's authority to operate this equipment.

Canada ICES-003 statement

This Class B digital apparatus complies with Canadian ICES-003.

1. Under Industry Canada regulations, this radio transmitter may only operate using an antenna of a type and maximum (or lesser) gain approved for the transmitter by Industry Canada. To reduce potential radio interference to other users, the antenna type and its gain should be so chosen that the equivalent isotropic ally radiated power (e.i.r.p.) is not more than that necessary for successful communication.

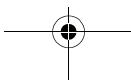
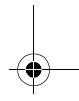
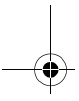
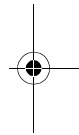
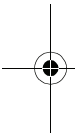
Conformément à la réglementation d'Industrie Canada, le présent émetteur radio peut fonctionner avec une antenne d'un type et d'un gain maximal (ou inférieur) approuvé pour l'émetteur par Industrie Canada.

Dans le but de réduire les risques de brouillage radioélectrique à l'intention des autres utilisateurs, il faut choisir le type d'antenne et son gain de sorte que la puissance isotrope rayonnée équivalente (p.i.r.e.) ne dépasse pas l'intensité nécessaire à l'établissement d'une communication satisfaisante.

2. This equipment complies with IC radiation exposure limits set forth for an uncontrolled environment. This equipment should be installed and operated with minimum distance 20cm between the radiator and your body.

"Cet équipement est conforme à l'exposition aux rayonnements IC limites établies pour un environnement non contrôlé. Cet équipement doit être installé et utilisé avec un minimum de 20 cm de distance entre le radiateur et votre corps."

3. "This device complies with Industry license-exempt RSS standard(s). Operation is subject to the following two conditions: (1) this device may not cause interference, and (2) this device must accept any interference, including interference that may cause undesired operation of the device."





INSIGNIA™



"Ce dispositif est conforme à la norme de l'industrie RSS exempts de licence (s). Son fonctionnement est soumis aux deux conditions suivantes: (1) cet appareil ne peut pas provoquer d'interférences et (2) cet appareil doit accepter toute interférence, y compris les interférences qui peuvent causer un mauvais fonctionnement du dispositif."

Copyright

Insignia is a trademark of Best Buy and its affiliated companies.

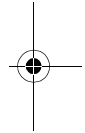
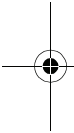
Registered in some countries. Distributed by Best Buy Purchasing, LLC.

7601 Penn Ave South, Richfield, MN 55423

U.S.A.

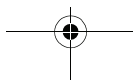
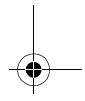
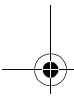
© 2014 Best Buy. All rights reserved.

Made in China.



www.insigniaproducts.com

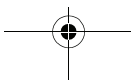
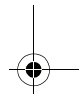
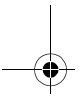
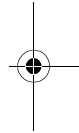
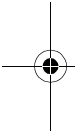
13





INSIGNIA™

NS-PWLC595/NS-PWLC595-C





INSIGNIA™



One-year limited warranty - Insignia

Definitions:

The Distributor* of Insignia branded products warrants to you, the original purchaser of this new Insignia-branded product ("Product"), that the Product shall be free of defects in the original manufacturer of the material or workmanship for a period of one (1) year from the date of your purchase of the Product ("Warranty Period").

For this warranty to apply, your Product must be purchased in the United States or Canada from a Best Buy branded or Future Shop branded retail store or online at www.bestbuy.com, www.bestbuy.ca, or www.futureshop.ca and is packaged with this warranty statement.

How long does the coverage last?

The Warranty Period lasts for one year (365 days) from the date you purchased the Product. Your purchase date is printed on the receipt you received with the Product.

What does this warranty cover?

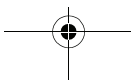
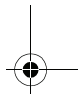
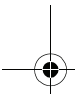
During the Warranty Period, if the original manufacture of the material or workmanship of the Product is determined to be defective by an authorized Insignia repair center or store personnel, Insignia will (at its sole option): (1) repair the Product with new or rebuilt parts; or (2) replace the Product at no charge with new or rebuilt comparable products or parts. Products and parts replaced under this warranty become the property of Insignia and are not returned to you. If service of Products or parts are required after the Warranty Period expires, you must pay all labor and parts charges. This warranty lasts as long as you own your Insignia Product during the Warranty Period. Warranty coverage terminates if you sell or otherwise transfer the Product.

How to obtain warranty service?

If you purchased the Product at a Best Buy or Future Shop retail store location, please take your original receipt and the Product to any Best Buy or Future Shop store. Make sure that you place the Product in its original packaging or packaging that provides the same amount of protection as

www.insigniaproducts.com

15



INSIGNIA™

NS-PWLC595/NS-PWLC595-C

the original packaging. If you purchased the Product from a Best Buy or Future Shop online web site (www.bestbuy.com, www.bestbuy.ca, or www.futureshop.ca), mail your original receipt and the Product to the address listed on the web site. Make sure that you put the Product in its original packaging or packaging that provides the same amount of protection as the original packaging.

To obtain warranty service, in the United States call 1-888-BESTBUY, Canada call 1-866-BESTBUY for Future Shop call 1-800-663-2275. Call agents may diagnose and correct the issue over the phone.

Where is the warranty valid?

This warranty is valid only in the United States and Canada at Best Buy or Future Shop branded retail stores or websites to the original purchaser of the product in the county where the original purchase was made.

What does the warranty not cover?

This warranty does not cover:

- Customer instruction/education
- Installation
- Set up adjustments
- Cosmetic damage
- Damage due to weather, lightning, and other acts of God, such as power surges
- Accidental damage
- Misuse
- Abuse
- Negligence
- Commercial purposes/use, including but not limited to use in a place of business or in communal areas of a multiple dwelling condominium or apartment complex, or otherwise used in a place of other than a private home.
- Modification of any part of the Product, including the antenna
- Display panel damaged by static (non-moving) images applied for lengthy periods (burn-in).
- Damage due to incorrect operation or maintenance
- Connection to an incorrect voltage or power supply
- Attempted repair by any person not authorized by Insignia to service the Product
- Products sold "as is" or "with all faults"
- Consumables, including but not limited to batteries (i.e. AA, AAA, C etc.)
- Products where the factory applied serial number has been altered or removed
- Loss or Theft of this product or any part of the product

INSIGNIA™

- Display panels containing up to three (3) pixel failures (dots that are dark or incorrectly illuminated) grouped in an area smaller than one tenth (1/10) of the display size or up to five (5) pixel failures throughout the display. (Pixel based displays may contain a limited number of pixels that may not function normally.)
- Failures or Damage caused by any contact including but not limited to liquids, gels or pastes.

REPAIR OR REPLACEMENT AS PROVIDED UNDER THIS WARRANTY IS YOUR EXCLUSIVE REMEDY FOR BREACH OF WARRANTY. INSIGNIA SHALL NOT BE LIABLE FOR ANY INCIDENTAL OR CONSEQUENTIAL DAMAGES FOR THE BREACH OF ANY EXPRESS OR IMPLIED WARRANTY ON THIS PRODUCT, INCLUDING, BUT NOT LIMITED TO, LOST DATA, LOSS OF USE OF YOUR PRODUCT, LOST BUSINESS OR LOST PROFITS. INSIGNIA PRODUCTS MAKES NO OTHER EXPRESS WARRANTIES WITH RESPECT TO THE PRODUCT, ALL EXPRESS AND IMPLIED WARRANTIES FOR THE PRODUCT, INCLUDING, BUT NOT LIMITED TO, ANY IMPLIED WARRANTIES OF AND CONDITIONS OF MERCHANTABILITY AND FITNESS FOR A PARTICULAR PURPOSE, ARE LIMITED IN DURATION TO THE WARRANTY PERIOD SET FORTH ABOVE AND NO WARRANTIES, WHETHER EXPRESS OR IMPLIED, WILL APPLY AFTER THE WARRANTY PERIOD. SOME STATES, PROVINCES AND JURISDICTIONS DO NOT ALLOW LIMITATIONS ON HOW LONG AN IMPLIED WARRANTY LASTS, SO THE ABOVE LIMITATION MAY NOT APPLY TO YOU. THIS WARRANTY GIVES YOU SPECIFIC LEGAL RIGHTS, AND YOU MAY ALSO HAVE OTHER RIGHTS, WHICH VARY FROM STATE TO STATE OR PROVINCE TO PROVINCE.

Contact Insignia:

For customer service please call 1-877-467-4289

www.insigniaproducts.com

INSIGNIA is a trademark of Best Buy and its affiliated companies.

Registered in some countries.

Distributed by Best Buy Purchasing, LLC

7601 Penn Ave South, Richfield, MN 55423 U.S.A.

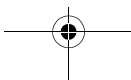
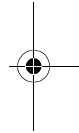
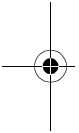
©2014 Best Buy. All rights reserved.

Made in China



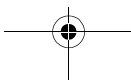
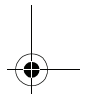
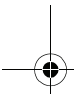
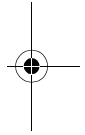
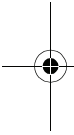
INSIGNIA™

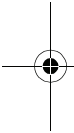
NS-PWLC595/NS-PWLC595-C



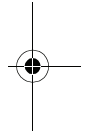


INSIGNIA™





INSIGNIA™



INSIGNIA is a trademark of Best Buy and its affiliated companies.
Registered in some countries.
Distributed by Best Buy Purchasing, LLC
7601 Penn Ave South, Richfield, MN 55423 U.S.A.
©2014 Best Buy. All rights reserved.
Made in China
1-877-467-4289 (U.S. and Canada) or 01-800-926-3000 (Mexico)
www.insigniaproducts.com

V2 ENGLISH
14-1283

